



INSTALLATION INSTRUCTIONS
REAR BUMPER GUARD
08-10 FORD ESCAPE / 08-10 MAZDA TRIBUTE
PART NUMBER

PARTS LIST:

1	Rear Bumper Guard	4	12-1.75mm x 30mm Hex Head Bolts
2	Mounting Brackets	4	12mm Nylock Nuts
2	10mm Double Bolt Plates	8	12mm ID x 37mm OD x 3mm Flat Washers
4	10mm Nylock Nuts		
4	10mm ID x 30m ID x 2.5mm Flat Washers		




PROCEDURE:

1. REMOVE CONTENTS FROM BOX. VERIFY ALL PARTS ARE PRESENT. READ INSTRUCTIONS CAREFULLY BEFORE STARTING INSTALLATION.
2. Locate the two factory holes on the driver side rear end of frame rail. Insert one end of Double Bolt Plate through slotted hole into frame rail so inner bolt drops through rounded factory hole (**Figure 1**).
3. Partially hang driver side Mounting Bracket to already inserted Double Bolt Plates using the included (2) 12mm Nylock Nuts and (2) 12mm Flat Washers (**Figure 2 & 3**). Do not tighten at this time.
4. Repeat steps 2 & 3 for passenger side Mounting Bracket.
5. With help position Rear Bumper Guard to the inner side of Mounting Brackets. Attach Rear Bumper Guard to Mounting Brackets using the included (4) 12mm x 30mm Hex Head Bolts, (4) 12mm Nylock Nuts, and (8) 12mm Flat Washers (**Figure 2 & 3**).
6. Adjust Rear Bumper Guard properly; and then tighten all hardware at this time.
7. Do periodic inspections to the installation to make sure that all hardware is secure and tight.
8. To protect your investment, wax this product after installing. Regular waxing is recommended to add a protective layer over the finish. Do not use any type of polish or wax that may contain abrasives that could damage the finish.


For stainless steel: Aluminum polish may be used to polish small scratches and scuffs on the finish. Mild soap may be used also to clean the Sidebar.

For gloss black finishes: Mild soap may be used to clean the Sidebar

(Driver Side Mounting Bracket Shown)



(Bolt Plate)
10mm Nylock Nuts
10mm Flat Washers



12mm x 30mm Hex Bolts
12mm Flat Washers
12mm Nylock Nuts

